

<p>The Gambia University of Applied Science, Engineering and Technology</p>		<p>STEE Centre Science, TECHNOLOGY, Engineering For entrepreneurship</p>
---	--	--

Installation Report: USET FURNITURE AND ICT EQUIPMENT

Date of Installation: March 24th 2025

Location: USET Brikama Campus

Prepared By: Dr. Fofana M&E officer ACE-IMPACT/WB

Introduction

This report provides an overview of the successful installation of furniture and ICT equipment at the USET Brikama Campus. The installation was carried out to enhance learning environments, administrative efficiency, and research capabilities within the university.

Objectives

The primary objectives of the installation project were:

- To furnish classrooms, laboratories, and offices with ergonomic and durable furniture.
- To install ICT equipment to support teaching, learning, and research activities.
- To ensure all installations meet safety and functional standards.
- To align infrastructure improvements with academic and administrative needs.

Scope of Work

The scope of the installation included the procurement, delivery, and setup of:

- Office and classroom furniture, including desks, chairs, tables, and cabinets.
- Laboratory and workshop worktables
- ICT equipment such as Smart Bards, and network infrastructure.

Installation Process

Planning and Preparation

The installation process began with a detailed planning phase, which involved:

- a) Assessing space availability and infrastructure compatibility.
- b) Coordinating with faculty members, IT personnel, and relevant stakeholders.

Furniture Installation

The furniture installation included:

- a) Placement of desks and chairs in lecture halls and offices.
- b) Placement of Laboratory and workshop Tables
- c) Assembly of storage units and workstations.
- d) Proper alignment of seating arrangements for optimal use of space.





ICT Equipment Installation





The ICT installation involved:



- a) Installing Smart Boards in lecture rooms to facilitate digital learning.
- b) Establishing a secure network connection and testing internet access.
- c) Ensuring all devices were properly tagged and documented for inventory purposes.

Layout Design

The USET Brikama Campus facility is divided into four blocks: Block A (Civil), Block B (Electrical/Electronic), Block C (Mechanical), and Block D (Administrative and Auditorium). The installation process will follow the design provided by the facility consultant. Blocks A, B, and C each consist of three floors, which include classrooms, offices, studios, labs, and workshops. Each of these facilities is clearly marked on the campus floor plan, which will dictate the placement of the equipment.

No	Description	Qty	Picture
1	Classroom Movable Chair & Desk set (12 classroom, 25 per classroom)	300	
	Studio Movable Chair & Desk set	80	
2	Lockable Metal Office Cabinet	21	
3	Wash Basin	3	

4	Conference Table Set	1	
5	Classroom Smart Boards	12	
6	Movable Smart Board (for the Conference Hall)	2	
7	Lecturer's Classroom desk and Chair Set	12	

8	Lecturer office desk and chair set	15	
9	Vice chancellor office desk, Registrar office desk and Hods office desk	5	
10	Laboratory Work Tables	60	